

REXTOR DIGITAL (RACING) ADJUSTABLE CDI

Product Description

The product development of REXTOR Indonesia has made the simplest way to fine tune the ignition curve. Completed with MSS (Map Selector Switch) and PPA (Pulser Position Adjuster) makes user easy to adjust the ignition timing according to the engine requirement. With this innovation, user can adjust the ignition timing (advance/retard) as a matter of seconds. The Rextor Adjustable CDI is a DC type CDI which powered with Motorola™ Microprocessor 24 Mhz (0.001 degree accuracy) thus ensure this CDI unit to produce good acceleration for Racing purposes and daily usage (street performance).

Background

For any different engine specification, modification and environment always has different ignition timing to bring the optimum performance. The Rextor Adjustable CDI has the ability to adapt to the following circumstances :

1. Engine Specification or modification, for instance : bigger carb, bigger in/ex valve, porting, jetting or muffler need different ignition timing than the stock ignition timing.
2. Weather condition in the race track, relative humidity, air pressure and temperature.
3. Octane Number, higher or lower octane number used also need different ignition timing.

The stock CDI has not the ability to adapt above circumstances because of the limitation of their microprocessor system. In other way, the Rextor Adjustable CDI has been designed with Motorola™ Microprocessor 24 Mhz which can stored up to 16 maps (ignition curve) in one CDI unit.

Features

1. MSS (Map Selector Switch) :

The Ignition timing can be adjusted using this switch. There are 16 different maps (ignition curve) for different condition or purposes. Position 0 is for the stock ignition curve, and the position 1 ~ F has different ignition timing which can be used for different setting.

2. PPA (Pulser Position Adjuster) :

This switch is used for ignition timing adjustment (Advance / Retard) with maximum value is 4 degree without any mechanical modification to the stock ignition system.

3. Pulser Indicator :

The Red LED will light on that indicate the origin (stock) of pulser position.

Installation

The Rextor Adjustable CDI is using standard connector (same with the stock CDI Unit), so it makes the installation process is very simple and fast, just replace the stock CDI unit with the Rextor CDI.

Important Note :

1. Wrong installation (using different connector or wiring cable) may damage the CDI unit.
2. User must ensure the battery condition (min. 12.3 volts) for 'Total Loss' Ignition System.

Technical Specification

1. Working load (battery) : 10 ~ 23 volt
2. Current consumption : 0.35 ampere
3. Output Voltage : 270 volt
4. Microprocessor : Motorola™ 24 Mhz
5. Ignition Accuration : 0.001 degree

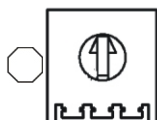
How to Setting the CDI

1. Map Selection using MSS (Map Selector Switch)



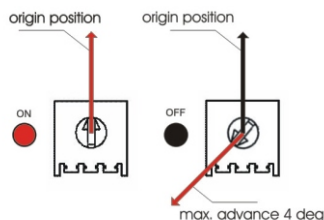
There are 16 maps which can be selected. The arrow is indicate the selected map. Try to avoid any sharp edge object to rotate the rotary switch.

2. Ignition Timing Adjustment using PPA (Pulser Position Adjuster) Switch



User can adjust the ignition timing using this PPA switch. The maximum value is 4 degrees advance/retard. The Red LED will light on to indicate the origin (stock) pulser position.

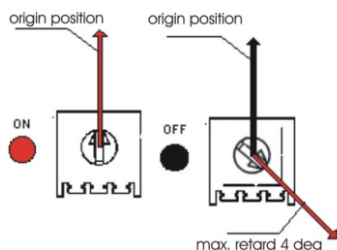
a. Advance



To **Advance** the ignition timing, turn the switch to the **Left** (CCW : Counter Clock Wise). The Red LED will light off.

Note : Please be aware with detonation or knocking process (too advance).

b. Retard



To **Retard** the ignition timing, turn the switch to the **Right** (CW : Clock Wise). The Red LED will light off.

MODEL SATRIA FU 150

Ignition Curve

1. Map 0 ~ 4 : Optimization from the stock ignition curve (based on Dyno test)
2. Map 5 ~ F : Used for modified engine. Better to measure the performance using Dyno test or Ride test to get the optimum ignition timing.

	MSS	Ignition Degree before TDC (Top Dead Centre)							
		2000 RPM	2500 RPM	3000 RPM	3500 RPM	4000 RPM	4500 RPM	5000 RPM	5500 RPM
	4	10	16.5	29	29	28	27	26	26
	5	10	17	30	30	29	28	27	27
	6	10	17.5	31	31	30	29	28	28
	7	10	18	32	32	31	30	29	29
	8	10	18.5	33	33	32	31	30	30
	9	10	19	34	34	33	32	31	31
	A	10	19.5	35	35	34	33	32	32
	B	10	20	36	36	35	34	33	33
	C	10	20.5	37	37	36	35	34	34
	D	10	21	38	38	37	36	35	35
	E	10	21.5	39	39	38	37	36	36
	F	10	22	40	40	39	38	37	37

PT. REXTOR TECHNOLOGY INDONESIA

Kampus Politeknik Batam
Parkway Street, Batam Center
Pulau Batam - Indonesia

REXTOR[®]
precise your timing



**DIGITAL ADJUSTABLE CDI
FOR SATRIA FU 150**

WWW.REXTORCDI.COM

contact@rextorcdi.com